


# Krea 2.0

## 4x16 Glazed Ceramic Wall



45KR2ARC416G (glossy)  
45KR2ARC416 (matte)




45KR2NUA416G (glossy)  
45KR2NUA416 (matte)



45KR2SID416G (glossy)  
45KR2SID416 (matte)



45KR2LUL416G (glossy)  
45KR2LUL416 (matte)



45KR2ARC416GR (glossy)  
45KR2ARC416R (matte)




45KR2NUA416GR (glossy)  
45KR2NUA416R (matte)



45KR2SID416GR (glossy)  
45KR2SID416R (matte)



45KR2LUL416GR (glossy)  
45KR2LUL416R (matte)



45KR2ARC416GS (glossy)  
45KR2ARC416S (matte)



45KR2NUA416GS (glossy)  
45KR2NUA416S (matte)



45KR2SID416GS (glossy)  
45KR2SID416S (matte)



45KR2LUL416GS (glossy)  
45KR2LUL416S (matte)



45KR2IND416G (glossy)  
45KR2IND416 (matte)



45KR2LEA416G (glossy)  
45KR2LEA416 (matte)



45KR2STO416G (glossy)  
45KR2STO416 (matte)



45KR2GRI416G (glossy)  
45KR2GRI416 (matte)



45KR2IND416GR (glossy)  
45KR2IND416R (matte)



45KR2LEA416GR (glossy)  
45KR2LEA416R (matte)



45KR2STO416GR (glossy)  
45KR2STO416R (matte)



45KR2GRI416GR (glossy)  
45KR2GRI416R (matte)



45KR2IND416GS (glossy)  
45KR2IND416S (matte)



45KR2LEA416GS (glossy)  
45KR2LEA416S (matte)



45KR2STO416GS (glossy)  
45KR2STO416S (matte)



45KR2GRI416GS (glossy)  
45KR2GRI416S (matte)



45KR2NAV416G (glossy)  
45KR2NAV416 (matte)



45KR2BLA416G (glossy)  
45KR2BLA416 (matte)



45KR2NAV416GR (glossy)  
45KR2NAV416R (matte)



45KR2BLA416GR (glossy)  
45KR2BLA416R (matte)



45KR2NAV416GS (glossy)  
45KR2NAV416S (matte)



45KR2BLA416GS (glossy)  
45KR2BLA416S (matte)

Wall Tile: 4x12 - 4x16 - 4x16 Ripple -  
4x16 Station

Trim: 4x12 Bullnose - 4x16 Bullnose -  
16x4 Bullnose

*Not all colors available in all sizes or finishes*

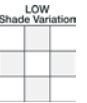
*Inventory available Q3/Q4*

For more information  
and images:



# Krea 2.0

## Glazed Ceramic Wall



### Technical Characteristics

Test Item	Test Method	Test Result	
		Glossy	Matte
Scratch Hardness	MOH'S	6	7
Chemical Resistance	ASTM C650-04	Class E	Class A
Freeze Resistance	ASTM C1026	N/A	N/A
Stain Resistance	ASTM C1378	Class E	Class A
Breaking Strength	ASTM C648	≥ 250 lbf	≥ 250 lbf
Water Absorption	ASTM C373	≤ 7%	≤ 7%
DCOF (Wet)	ASTM C1028	N/A	N/A

Nominal Size	Actual Size	Thickness	Finish
4" x 12" Wall	3.98" x 11.97"	7 mm	Glossy or Matte
4" x 16" Wall	3.98" x 15.94"	7 mm	Glossy or Matte
4" x 12" Bullnose	3.98" x 11.97"	7 mm	Glossy or Matte
4" x 16" Bullnose	3.98" x 15.94"	7 mm	Glossy or Matte
16" x 4" Bullnose	15.94" x 3.98"	7 mm	Glossy or Matte

