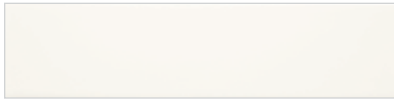


Cursive

3x12 Ceramic Wall



03CRV01312



03CRV02312



03CRV03312



03CRV04312



03CRV05312



03CRV06312



03CRV07312



03CRV08312



03CRV09312




Triangle




Circle



Demilune



4 Corner



2 Corner



Wall Tile: 3x6 - 3x12 - 6x6 - Circle
Demilune - 4 Corner - 2 Corner
Triangle

Mosaic: N/A

Trim: 1-1/2x6

For more information
and images:



Technical Characteristics

Test Item	Test Method	Test Result
Breaking Strength	ASTM C648	> 500 lbf
Chemical Resistance	ASTM C650	Unaffected
Water Absorption	ASTM C373	10-15%
Scratch Hardness	Mohs Scale	6

Nominal Size	Actual Size	Thickness	Finish
3" x 6" Wall	-	3/8"	Gloss
3" x 12" Wall	-	3/8"	Gloss
6" x 6" Wall	-	3/8"	Gloss
4" x 4" Circle	-	3/8"	Gloss
2" x 4" Deminlune	-	3/8"	Gloss
6" x 6" 4 Corner	-	3/8"	Gloss
3" x 6" 2 Corner	-	3/8"	Gloss
6" x 6" Triangle	-	3/8"	Gloss
1-1/2" x 6" Trim *	1-3/8" x 6"	3/8"	Gloss

* Trim piece has finished edges on one 1-1/2" side and one 6" side.

Cursive tiles are manufactured to appear handmade. Due to this handmade appearance, variations in size, thickness, flatness, and color are to be expected. Therefore, blending the tile before and during installation is recommended.

